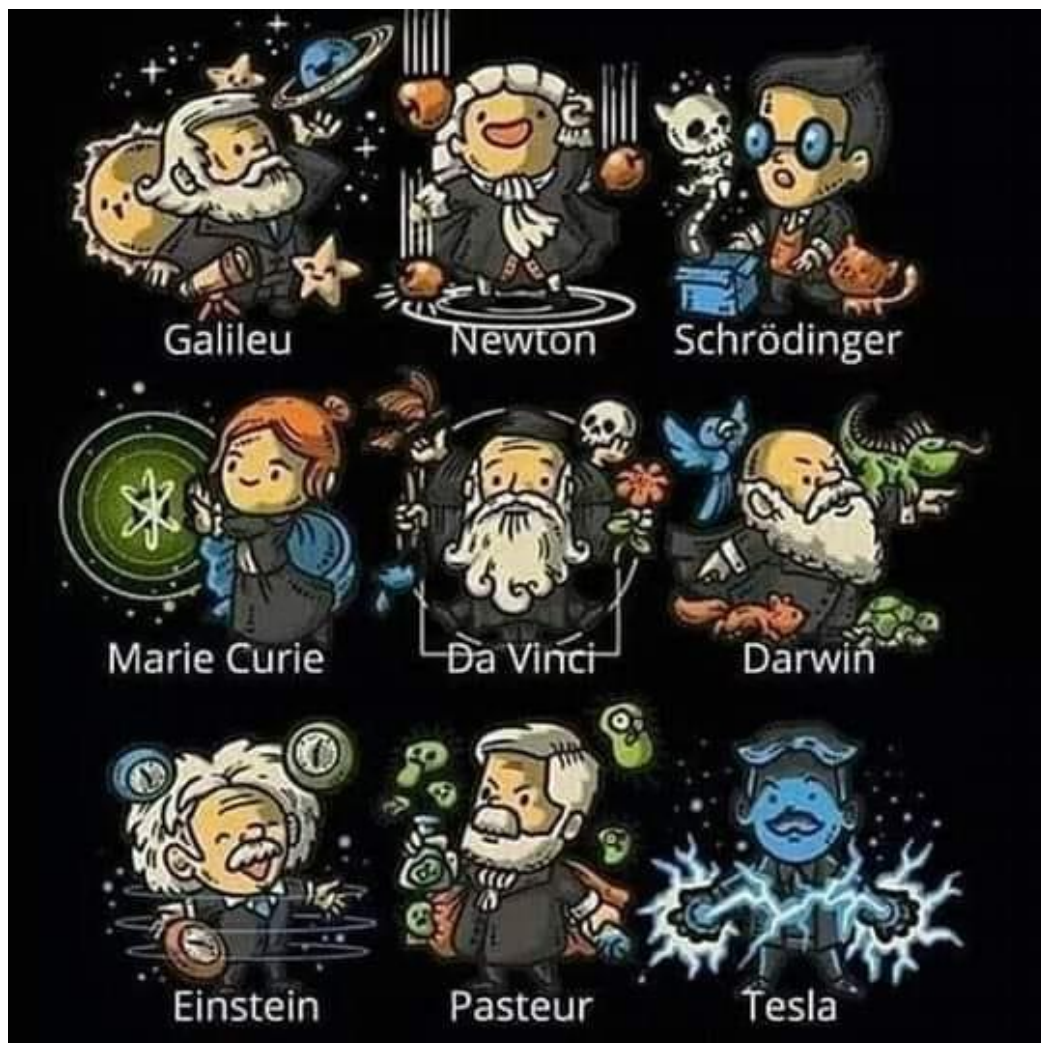


Dear friends,

Covid pandemics is still dominating over our lives and profession. Yet, we have managed to continue with our activities not only as doctors and educators, but also as IPO members and promoters of POCUS concept. We are still doing a great work for the health of our patients, nations and countries. On the other side, with so many contradictions regarding anti-pandemic measures all over the world, we became exposed, as health workers, to rising critics of various groups of people: antivaxers, advocates of conspiracy theories or just simply haters. I am personally urging to all of you, my dear colleagues, to maintain your professional and educational level, and NEVER subdue to the stands and views of quazi-doctors, quacks, and all sorts of make-belief-doctors, wonder healers and magicians. Old Astronauts, scientists and futurists would porobably cry these days... How did we come to this position, having to prove that the Earth is not flat in the 21st century??? I do not know. Or I dare not answer...

Anyway, we have to do once again the tremendous work done by the fathers of modern science, Newton, Galileo, Pasteur, etc... Because science does not go hand-in-hand with lies, we don't do improvisations and we do not share fairy tales. We are doctors and we owe it to our patients, teachers, friends and relatives.

Editor: Ivica Zdravković, MD, PhD.
Family medicine & POCUS specialist
Serbia



News from IPO School of Ultrasound- Haïti

October 2021



Dr Gédéon GELIN-Founder and Chair of Haiti IPO Ultrasound School

Under the guidance of Professor Gédéon GELIN, MD from the State University of Haiti, a General ultrasound specialist, IPO PhD in medical Ultrasound by published work and also a Geriatric Cardiology Specialist from Sorbonne University, Haiti School of Ultrasound is currently training physicians in general ultrasound (abdomen and obstetric gynecology) including basic echocardiography, lung ultrasound, musculoskeletal and small parts. This training program lasts from 18 to 24 months. It is a very rigorous academic program. Our graduates can pass any licensing exam to practice ultrasonography in any country in the world!

Four physicians graduated in December 2020. Today, we are proud to add five other new graduates to our pool of IPO Point-of-Care Ultrasound Specialists.

Let's congratulate and wish them a successful career in their new field!



Dr Torchon- The leader of the team, graduated "Summa cum Laude"



Dr Jupiter



Dr Mondory André



Dr James Kerby Estimé



Dr Fantal Ricardo

Beyond the ultrasound school activities, since there is no formal ultrasonography training for medical residents in Haiti, except for emergency physicians at University of Mirebalais Hospital, on behalf of IPO, Professor GELIN assisted pneumology residents in developing their skills in lung ultrasound and basic echocardiography. Residents from other fields are welcome to ask for support. IPO commitment to bring ultrasound skills all over Haiti will stay unwavering despite political trouble and safety risks.

IPO WEBSITE NEWS

Dear colleagues, we are happy to inform you that our Board now has SEVEN members. Aside from the previous 5 members who are founders of IPO, new members are Dr. Roman Filyavin from Russia and Prim. Dr. Željka Popović from Bosnia and Herzegovina.

In the section "Education & Certification" we no longer have a page "Buy a book". We have decided to make our Family medicine curriculum book available for free downloading. So, if you want to offer your writings for free downloading, we now have a page "Downloads" for that.

Updating of our members list will be done periodically, with each new Newsletter. The next Newsletter should appear by the beginning of January 2022. Regional representatives may contact our webmaster Marko via email (contact is sent to you)

Best regards!

www.pocus.rs

The Second IPO Seminar in Balcan region: Bijeljina, Bosnia & Herzegovina, October 2-3rd, 2021



During the first weekend of October 2021, an international IPO POCUS course/workshop was held in the town of Bijeljina, Bosnia and Herzegovina. Teachers on this seminars were Ivica Zdravkovic, MD/PhD from Serbia and Sava Vojnović MD, from Serbia, both instructors from IPO. There were 20 attendands, mostly specialist of Family medicine, and few specialists of urgent medicine. We have focused on abdominal ultrasound, but we have also looked at some thyroid ultrasounds, Ob/Gyn ultrasounds and heart ultrasound findings.










We deeply thank to Dr. Gordana Savin, who was the head of organization of this event. We also thank to Dr. Aleksandar Babić, co-editor of our book for Bosnia & Herzegovina, and all of the people of Family medicine department in Bijeljina.



Dr. Gordana Savin,
Bijeljina,
Bosnia and Herzegovina
FM specialist,
POCUS practitioner



Dr. Željko Perić,
Bijeljina,
Bosnia and Herzegovina
FM specialist,
POCUS practitioner



Dr. Slaviša Mitrović
Bijeljina,
Bosnia and Herzegovina
UM specialist,
POCUS practitioner

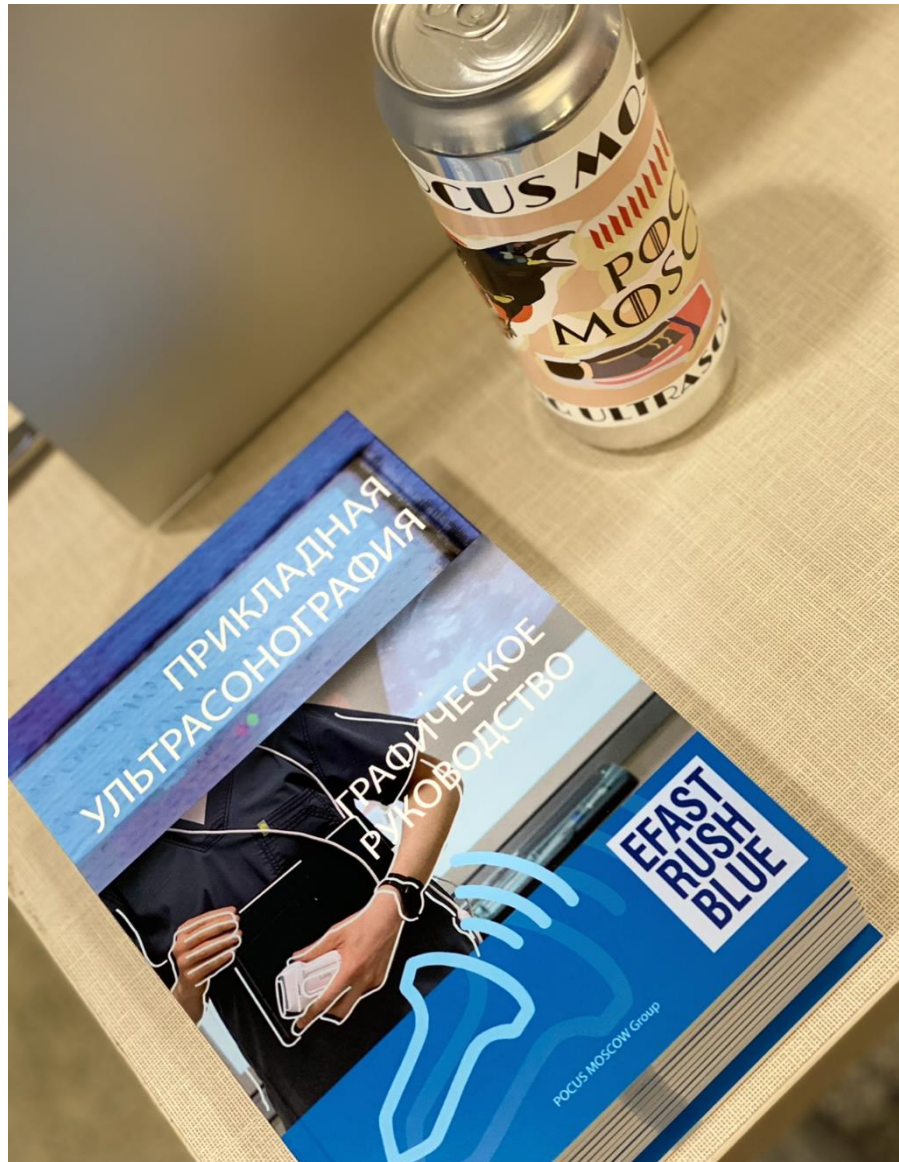
We do hope to see you again, and also to see more friends from the region.

September 2021 POCUS Moscow News.

In September 2021, Moscow Congress of Anesthesiologists and Resuscitators organized the first competition in urgent ultrasonography. The competition was attended by 8 teams from various hospitals and ambulances. The preconditions for participation included 3 stages: performing scanning according to the eFAST protocol; demonstration of ultrasound videos with pathology and answers to questions; the third stage was to demonstrate the skills of ultrasound guided vascular access. According to the results of the competition, the participants were awarded commemorative prizes. The POCUS MOSCOW group prepared its own beer for the competition, which was included in the prizes for the participants.

For the first time such competitions was held in Russia. The participants of the competition appreciated the organization of the event, as well as the involvement of specialists in such activity. The POCUS MOSCOW team hopes for the possibility of holding such competitions annually, possibly with the involvement of foreign colleagues for the first international POCUS





POCUS Beer and POCUS Moscow book







Dr. Vsevlevod Lykhin, MD/PhD, East Europe representative for IPO

New Russian IPO members, all POCUS Practitioners:

1. Fedor Borisov
2. Mikhail Tarasov
3. Boris Teplykh
4. Ivan Shcheparev
5. Aliaksandr Zhukavets
6. Denis Klynkin
7. Olga Evdokimova
8. Elizaveta Schegoleva
9. Viktor Varlamov
10. Andrey Grebenko
11. Anastasia Kokurina
12. Aleksandra Leonteva
13. Elena Manvelova
14. Ilya Tretyakov
15. Andrei Efanov
16. Dmitriy Isaev
17. Armen Avakian
18. Pavel Sigov
19. Viktoria Ischenko
20. Alexandr Shishkin
21. Evgenii Tsarev
22. Akmal Alimov
23. Mengistu Elias Mesfin
24. Ekaterina Ershova
25. Maria Khropach
26. Nina Arykan
27. Stanislav Oleinikov
28. Anton Dvornikov
29. Anna Malakhova
30. Evgeny Voronov
31. Sergey Trofimov

We, from the IPO, congratulate our distinguished member, Dr. Vsevlovod Lykhin from Russia, for his excellent contribution to the organization and help with including so many new members to IPO.

NEWS FROM CANADA

2021 SonoWebinars

The Fall 2021 SonoWebinars are scheduled for November 20 and 27 November 20

Musculoskeletal Ultrasound Seminar

- Ultrasound of the Greater Trochanter
- Elbow Ultrasound

More info and details: https://us02web.zoom.us/webinar/register/WN_VW8KCYC7R7-ZDGM6Df6NQw
[November 27](#)

- How good of a communicator and patient care provider must a sonographer be?

https://us02web.zoom.us/webinar/register/WN_VpJslAiORIW9fiQcSn_Cw

- Protocols for a second trimester placenta scan

https://us02web.zoom.us/webinar/register/WN_UonrUe10SCW3B-INjbg42A

The first six 2021 SonoWebinars by Aprende Canada were well attended by sonographers and sonologists from across the world.

From January to May, speakers presented on:

- Sonographic criteria for Carotid Stenosis: what do the main guidelines recommend?
- Extracranial Carotid Ultrasound: A sonographer's perspective
- Rare Case Studies of Fetal Head
- Fundamentals of Elastography in Ultrasound
- Ultrasound of the Scrotum
- Sore Feet on the Job: Prevention & Management

If you missed any of these, you may still access them at <https://aprendecanada.com/sonoweinars>

Aprende Canada instructional videos

Aprende Canada instructional videos have also been well received. In these videos, you can learn in detail about how to scan different body areas with ultrasound. Learn more at <https://aprendecanada.com/instructional-videos>



Leonardo Faundez, MA-Ed BSc DMS CRGS CRVS RVT RDMS
Canadian sonographer and Aprende Canada founder/owner <https://linktr.ee/aprendecanada>

CASE REPORT FROM BOSNIA & HERZEGOVINA

Prim. dr. Željka Popović,
Family medicine and POCUS specialist



Significance of POCUS (Point-Of-Care-Ultrasound) diagnostics in the family doctor's office

ABSTRACT: Demonstration of the importance of ultrasound examination in rapid diagnosis and treatment during the daily work of a family doctor.

INTRODUCTION: POCUS diagnostics is a 21st century stethoscope for every clinician regardless of specialty. Advances in technology led to the situation where we have ultrasonic devices whose dimensions are reduced to pocket size hand-held wireless probes.

OBJECTIVE: To show the practical significance of basic knowledge of ultrasound diagnostics, which leads to diagnosis and timely treatment in a record time.

METHODOLOGY: electronic patient card, laboratory findings, ultrasound device Samsung ACUSON 300;

CASE REPORT - PATIENT 1: A 72-year-old female patient complains of nosebleeds that occurred that morning when she was measuring high blood pressure. Other symptoms include heartburn and belching that have been present for several months. At the physical examination, the hard liver is palpated and a lab is done. Abdominal POCUS shown multiple metastatic liver changes. CT examination revealed ovarian CA.

CASE REPORT - PATIENT 2: A 44-year-old male patient complains of dizziness present for several days. He had a brain stroke 7 years ago and well-controlled blood pressure. POCUS Doppler of the carotid arteries was performed and a critical stenosis of 77% and an unstable plaque were found. The patient is urgently referred to a vascular surgeon who performed an endarterectomy.

RESULT: Basic knowledge of ultrasound diagnostics led to a quick diagnosis.

CONCLUSION: Knowing POCUS diagnostics shortens the path from diagnosis to treatment.